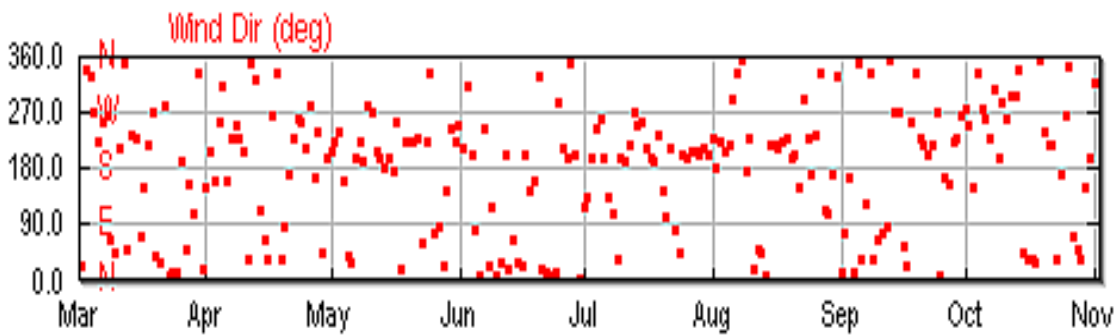
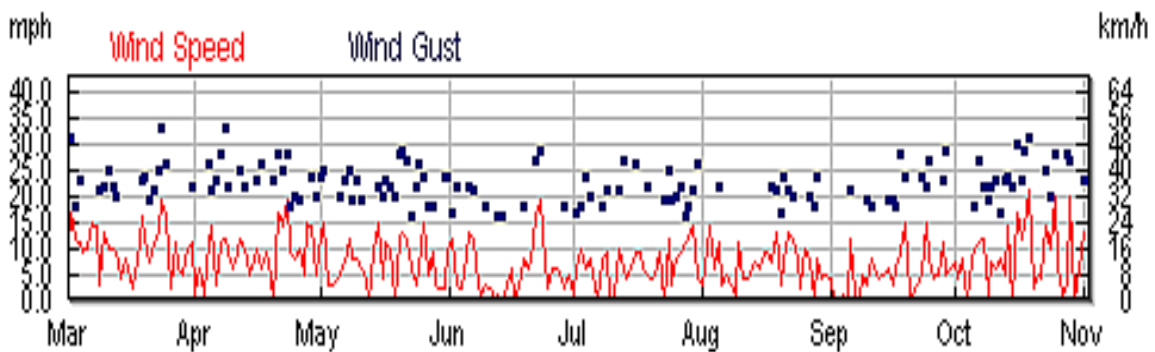
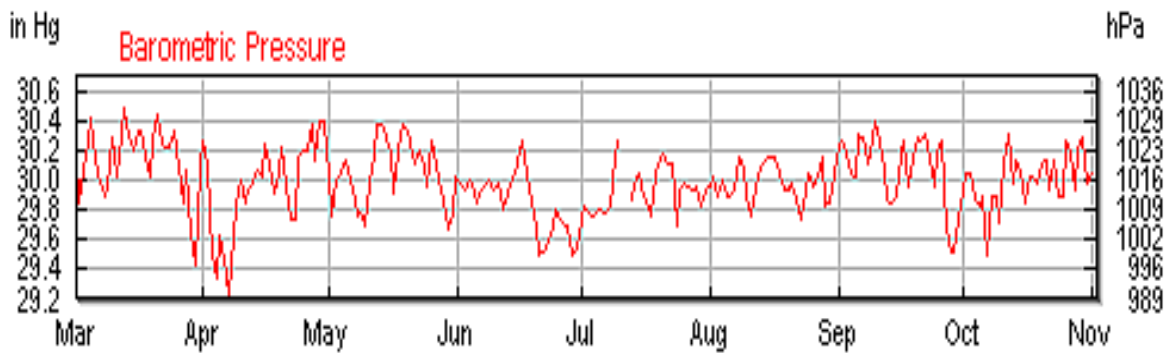
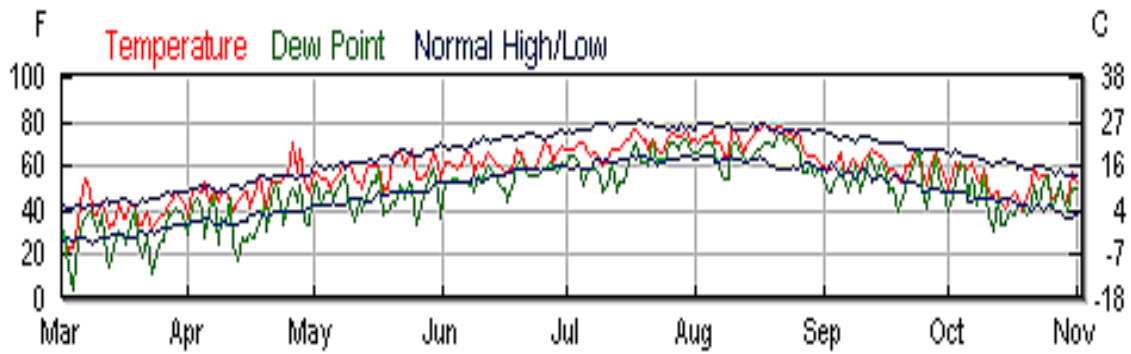


Daily Observations, Barnstable, MA. March 1-Nov 1, 2009.
Source www.wunderground.com



2009 March	Temp. (°F)			Humidity (%)		Wind (mph)		Gust Speed (mph)	Precip (in)	Events	
	high	avg	low	high	avg	high	avg	high	sum		
1	35	34	33	93	75	59	23	10	31	0.30	Fog , Rain , Snow
2	33	28	24	89	88	74	34	17	41	0.43	Fog , Rain , Snow
3	25	22	19	80	59	38	15	12	21	0.00	Snow
4	30	23	16	55	44	29	16	11	24	0.00	
5	36	28	21	76	57	40	21	9	-	0.00	
6	48	42	37	86	76	68	22	10	31	0.00	Rain
7	66	54	41	89	59	28	20	15	-	0.00	
8	53	48	44	86	71	50	17	14	24	0.00	Rain
9	44	40	35	93	85	79	18	3	28	0.58	Rain , Snow
10	46	38	30	92	68	49	16	13	23	0.00	
11	50	44	39	93	85	76	20	10	29	0.25	Rain
12	46	37	28	64	46	37	16	10	25	0.00	
13	36	32	28	67	50	35	13	9	20	0.00	
14	45	34	23	81	67	40	14	4	-	0.00	
15	52	42	32	82	68	43	13	8	-	0.00	
16	46	37	28	85	69	57	15	4	18	0.00	
17	46	37	28	82	65	44	9	2	-	0.00	
18	51	42	34	85	73	48	18	7	26	0.00	
19	50	42	37	93	80	64	20	16	25	0.14	Rain
20	41	34	26	86	59	48	20	12	28	0.00	
21	42	34	28	64	51	35	14	7	22	0.00	
22	48	40	34	81	64	42	18	11	22	0.00	Rain , Snow
23	34	30	26	80	51	29	23	13	32	0.00	Snow
24	39	33	27	68	59	49	28	19	43	0.00	Snow
25	44	36	28	69	57	45	21	16	30	0.00	
26	52	38	25	86	67	25	9	2	-	0.10	Rain
27	46	42	39	93	89	71	16	11	21	0.17	Fog , Rain
28	48	44	39	100	92	76	9	6	-	0.00	Fog
29	54	48	42	94	92	87	13	5	-	0.78	Fog , Rain
30	48	45	42	92	83	65	17	10	26	0.14	Rain , Thunderstorm
31	48	42	33	81	69	42	20	11	25	0.00	
2009 April	Temp. (°F)			Humidity (%)		Wind (mph)		Gust Speed (mph)	Precip (in)	Events	
	high	avg	low	high	avg	high	avg	high	sum		
1	43	36	30	93	84	70	9	1	-	0.00	Rain
2	55	48	43	94	90	86	9	6	-	0.01	Fog , Rain
3	57	50	44	94	92	88	22	1	29	0.33	Fog , Rain
4	55	49	44	93	66	46	25	11	37	0.00	
5	62	52	42	61	49	35	17	14	23	0.00	
6	55	44	33	94	82	59	22	3	37	1.75	Rain , Thunderstorm
7	52	48	44	94	80	49	26	11	39	0.02	Fog , Rain
8	48	44	39	74	55	36	25	12	40	0.00	
9	57	48	39	85	65	30	17	9	23	0.00	
10	61	48	35	89	66	25	14	6	-	0.18	Rain

2009 March	Temp. (°F)			Humidity (%)		Wind (mph)		Gust Speed (mph)	Precip (in)	Events	
	high	avg	low	high	avg	high	avg	high	sum		
1	35	34	33	93	75	59	23	10	31	0.30	Fog , Rain , Snow
2	33	28	24	89	88	74	34	17	41	0.43	Fog , Rain , Snow
3	25	22	19	80	59	38	15	12	21	0.00	Snow
4	30	23	16	55	44	29	16	11	24	0.00	
5	36	28	21	76	57	40	21	9	-	0.00	
6	48	42	37	86	76	68	22	10	31	0.00	Rain
7	66	54	41	89	59	28	20	15	-	0.00	
8	53	48	44	86	71	50	17	14	24	0.00	Rain
9	44	40	35	93	85	79	18	3	28	0.58	Rain , Snow
10	46	38	30	92	68	49	16	13	23	0.00	
11	50	44	39	93	85	76	20	10	29	0.25	Rain
12	46	37	28	64	46	37	16	10	25	0.00	
13	36	32	28	67	50	35	13	9	20	0.00	
14	45	34	23	81	67	40	14	4	-	0.00	
15	52	42	32	82	68	43	13	8	-	0.00	
16	46	37	28	85	69	57	15	4	18	0.00	
17	46	37	28	82	65	44	9	2	-	0.00	
18	51	42	34	85	73	48	18	7	26	0.00	
19	50	42	37	93	80	64	20	16	25	0.14	Rain
20	41	34	26	86	59	48	20	12	28	0.00	
21	42	34	28	64	51	35	14	7	22	0.00	
22	48	40	34	81	64	42	18	11	22	0.00	Rain , Snow
23	34	30	26	80	51	29	23	13	32	0.00	Snow
24	39	33	27	68	59	49	28	19	43	0.00	Snow
25	44	36	28	69	57	45	21	16	30	0.00	
26	52	38	25	86	67	25	9	2	-	0.10	Rain
27	46	42	39	93	89	71	16	11	21	0.17	Fog , Rain
28	48	44	39	100	92	76	9	6	-	0.00	Fog
29	54	48	42	94	92	87	13	5	-	0.78	Fog , Rain
30	48	45	42	92	83	65	17	10	26	0.14	Rain , Thunderstorm
31	48	42	33	81	69	42	20	11	25	0.00	
2009 April	Temp. (°F)			Humidity (%)		Wind (mph)		Gust Speed (mph)	Precip (in)	Events	
	high	avg	low	high	avg	high	avg	high	sum		
1	43	36	30	93	84	70	9	1	-	0.00	Rain
2	55	48	43	94	90	86	9	6	-	0.01	Fog , Rain
3	57	50	44	94	92	88	22	1	29	0.33	Fog , Rain
4	55	49	44	93	66	46	25	11	37	0.00	
5	62	52	42	61	49	35	17	14	23	0.00	
6	55	44	33	94	82	59	22	3	37	1.75	Rain , Thunderstorm
7	52	48	44	94	80	49	26	11	39	0.02	Fog , Rain
8	48	44	39	74	55	36	25	12	40	0.00	
9	57	48	39	85	65	30	17	9	23	0.00	
10	61	48	35	89	66	25	14	6	-	0.18	Rain

